






Explanation of marking required by EN 13743* on the disc or the packaging, and on the back-up pad

Declaration of conformity on the disc and the back-up pad: EN 13743
Restriction of use:  Use with a back-up pad
Maximum rotational frequency indicated in rotation per minute [rpm]
Maximum operating speed indicated in meter per second [m/s]
Name of manufacturer, supplier, importer, or Registered Trade Mark
Safety pictograms (PPE)    
Dimensions indicated in millimetres [mm]
Specification mark (optional)

* EN 13743 marking shows that the producer has followed the essential safety requirements of the European safety standard for fibre discs in order to reduce the risks for the end-user. The markings listed above, except n°6 and 8, are mandatory for products marked EN 13743 on the disc or the packaging.

IMPORTANT NOTICE

Every effort has been made to ensure that all information supplied in this leaflet is accurate and up to date. We cannot accept, however, responsibility for any error or omission, nor for any consequential loss or damage so arising (E & OE).

© FEPA issue May 2016

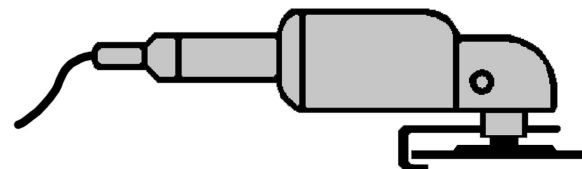
SAFETY RECOMMENDATIONS FOR THE USE OF FIBRE DISCS FOR GRINDING WITH ANGLE GRINDERS

PASS ON THIS LEAFLET TO THOSE USING GRINDING DISCS



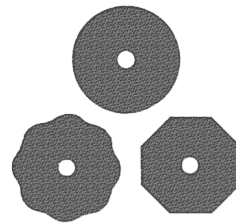
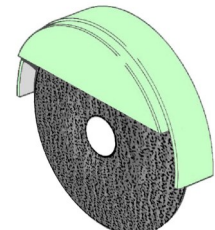
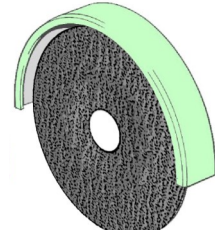

The recommendations contained in this leaflet should be followed by all users of abrasive products in the interests of their personal safety




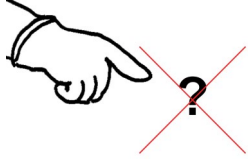









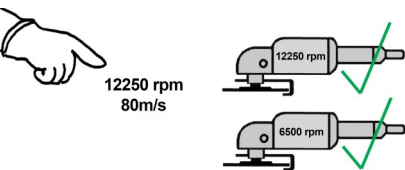

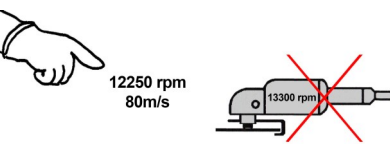

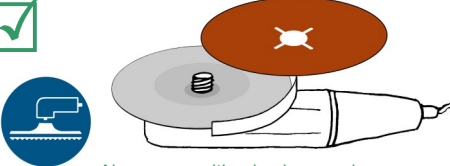

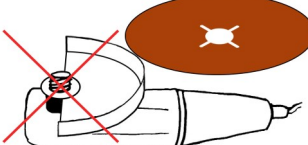

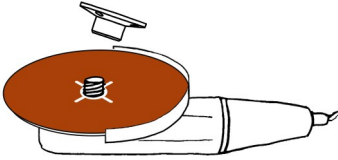

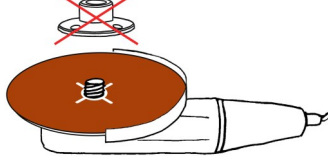
GENERAL PRINCIPLES OF SAFETY




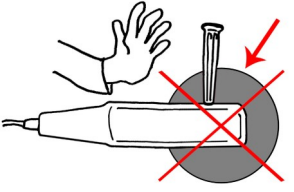

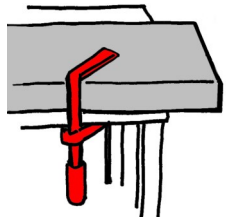



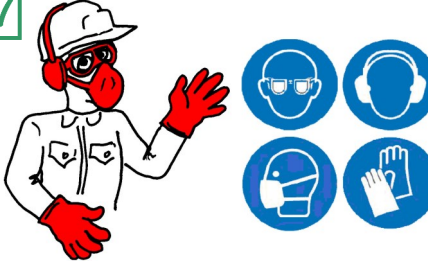










Abrasive discs improperly used can be very dangerous. This leaflet covers the use of coated abrasive fibre discs on angle grinders.



Read the instructions
of the machine

Discs used for grinding (examples)	Guards recommended for grinding
 Plain bore  Slotted bore  Shaped peripheries	 For 180 & 230 mm diameter discs  For discs < 180 mm diameter
Back-up pad used with fibre discs	
	

	DO'S	DON'TS
1	  <p>EN 13743</p> <p>Ensure the disc or the packaging bears the mark EN 13743</p>	  <p>Do not use a disc without the EN 13743 mark on it or on its packaging</p>
2	  <p>Always read the safety instructions</p>	  <p>Don't throw away the instructions before reading</p>
3	  <p>Examine the disc for damage or unusual stains</p>	  <p>Never use a damaged disc</p>
4	  <p>12250 rpm 80m/s</p> <p>Check that the speed marked on the machine & the back-up pad are not greater than the speed of the disc</p>	  <p>12250 rpm 80m/s</p> <p>Do not use the disc if the speed is lower than the speed marked on the machine, or if no speed is marked on it</p>
5	  <p>Always use with a back-up pad</p>	  <p>Never use without a back-up pad</p>
6	  <p>Align the special nut correctly</p>	  <p>Special nut incorrectly aligned</p>

	DO'S	DON'TS
7	  <p>Ensure the guard is fitted</p>	  <p>Never remove the guard</p>
8	  <p>Ensure work piece is secure</p>	  <p>Never grind an unstable work piece</p>
9	  <p>Use protective equipment</p>	  <p>Never grind without protective equipment</p>
10	  <p>Only use for grinding - 10° angle</p>	  <p>Do not use for cutting</p>
11	  <p>Work from side to side without excessive force</p>	  <p>Never force on the disc</p>